

Write your name here

Surname

Other names

Pearson Edexcel
Level 1/Level 2 GCSE (9 - 1)

Centre Number

--	--	--	--	--

Candidate Number

--	--	--	--

Mathematics

Paper 2 (Calculator)

Higher Tier

Specimen Papers Set 2

Time: 1 hour 30 minutes

Paper Reference

1MA1/2H

You must have: Ruler graduated in centimetres and millimetres, protractor, pair of compasses, pen, HB pencil, eraser, calculator.

Total Marks

Instructions

- Use **black** ink or ball-point pen.
- **Fill in the boxes** at the top of this page with your name, centre number and candidate number.
- Answer **all** questions.
- Answer the questions in the spaces provided
– *there may be more space than you need.*
- **Calculators may be used.**
- If your calculator does not have a π button, take the value of π to be 3.142 unless the question instructs otherwise.
- Diagrams are **NOT** accurately drawn, unless otherwise indicated.
- You must **show all your working out.**



Information

- The total mark for this paper is 80
- The marks for **each** question are shown in brackets
– *use this as a guide as to how much time to spend on each question.*

Advice

- Read each question carefully before you start to answer it.
- Keep an eye on the time.
- Try to answer every question.
- Check your answers if you have time at the end.

Turn over ►

S50158A

©2015 Pearson Education Ltd.



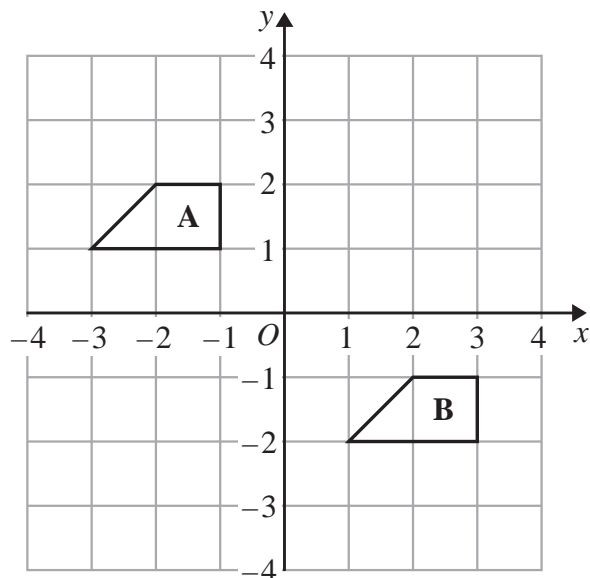
PEARSON

Answer ALL questions.

Write your answers in the spaces provided.

You must write down all the stages in your working.

1



Describe the single transformation that maps shape A onto shape B.

.....

.....

(Total for Question 1 is 2 marks)

DO NOT WRITE IN THIS AREA

DO NOT WRITE IN THIS AREA

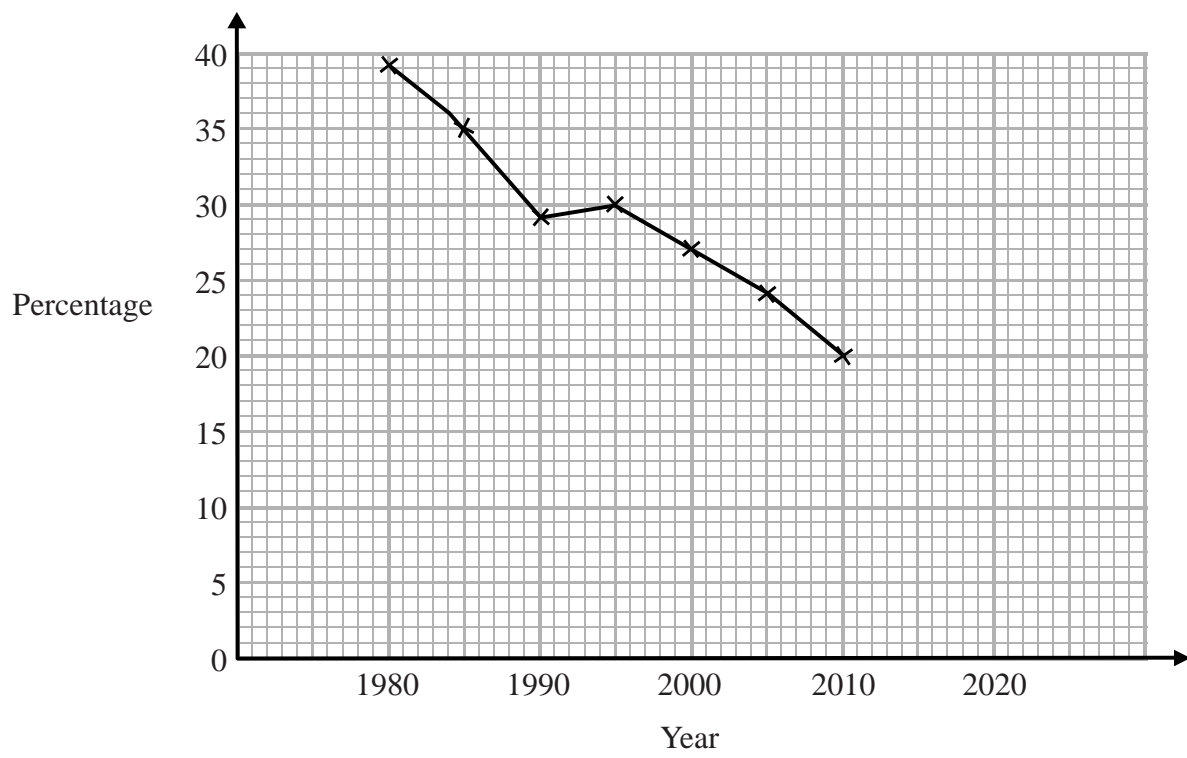
DO NOT WRITE IN THIS AREA

DO NOT WRITE IN THIS AREA

DO NOT WRITE IN THIS AREA

DO NOT WRITE IN THIS AREA

2 The time series graph shows information about the percentages of the people in a village that used the village shop for the years between 1980 and 2010



(a) Describe the trend in the percentage of the people in the village who used the shop for this period.

(1)

(b) (i) Use the graph to predict the percentage of the people in the village likely to use the shop in the year 2020

.....%

(ii) Is your prediction reliable?
Explain your answer.

(3)

(Total for Question 2 is 4 marks)

3 (a) Expand and simplify $3(y - 2) + 5(2y + 1)$

.....
(2)

(b) Simplify $5u^2w^4 \times 7uw^3$

.....
(2)

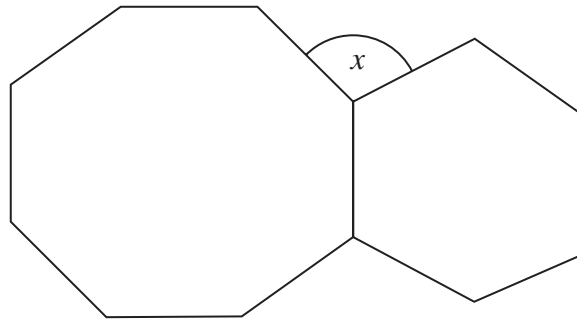
(Total for Question 3 is 4 marks)

DO NOT WRITE IN THIS AREA

DO NOT WRITE IN THIS AREA

DO NOT WRITE IN THIS AREA

4



The diagram shows a regular octagon and a regular hexagon.

Find the size of the angle marked x
You must show all your working.

$$x = \dots\dots\dots^\circ$$

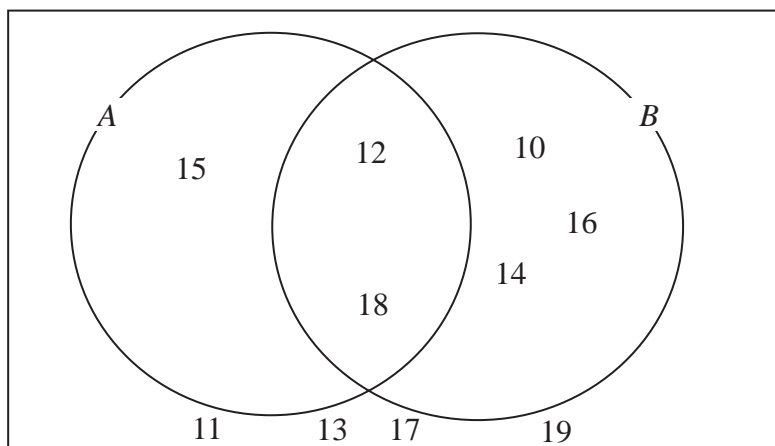
(Total for Question 4 is 3 marks)

DO NOT WRITE IN THIS AREA

DO NOT WRITE IN THIS AREA

DO NOT WRITE IN THIS AREA

5 Here is a Venn diagram.



DO NOT WRITE IN THIS AREA

DO NOT WRITE IN THIS AREA

DO NOT WRITE IN THIS AREA

(a) Write down the numbers that are in set

(i) $A \cup B$

.....

(ii) $A \cap B$

.....

(2)

One of the numbers in the diagram is chosen at random.

(b) Find the probability that the number is in set A'

.....

(2)

(Total for Question 5 is 4 marks)

6 On a farm

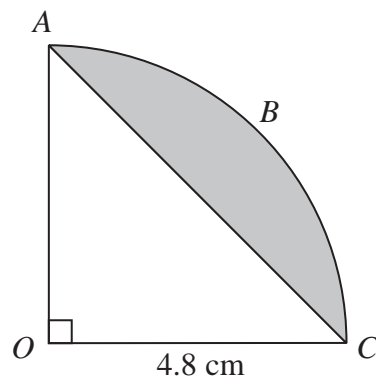
the number of cows and the number of sheep are in the ratio 6 : 5
the number of sheep and the number of pigs are in the ratio 2 : 1

The total number of cows, sheep and pigs on the farm is 189

How many sheep are there on the farm?

.....
(Total for Question 6 is 3 marks)

7



The arc ABC is a quarter of a circle with centre O and radius 4.8 cm.
 AC is a chord of the circle.

Work out the area of the shaded segment.
 Give your answer correct to 3 significant figures.

.....cm²

(Total for Question 7 is 3 marks)

8 Steve is asked to solve the equation $5(x + 2) = 47$

Here is his working.

$$\begin{aligned} 5(x + 2) &= 47 \\ 5x + 2 &= 47 \\ 5x &= 45 \\ x &= 9 \end{aligned}$$

Steve's answer is wrong.

(a) What mistake did he make?

(1)

Liz is asked to solve the equation $3x^2 + 8 = 83$

Here is her working.

$$\begin{aligned} 3x^2 + 8 &= 83 \\ 3x^2 &= 75 \\ x^2 &= 25 \\ x &= 5 \end{aligned}$$

(b) Explain what is wrong with Liz's answer.

(1)

(Total for Question 8 is 2 marks)

9 The functions f and g are such that

$$f(x) = 3(x - 4) \quad \text{and} \quad g(x) = \frac{x}{5} + 1$$

DO NOT WRITE IN THIS AREA

DO NOT WRITE IN THIS AREA

DO NOT WRITE IN THIS AREA

(a) Find the value of $f(10)$

.....
(1)

(b) Find $g^{-1}(x)$

$$g^{-1}(x) = \text{.....} \quad (2)$$

(c) Show that $ff(x) = 9x - 48$

(2)

(Total for Question 9 is 5 marks)

10 The population of a city increased by 5.2% for the year 2014

At the beginning of 2015 the population of the city was 1 560 000

Lin assumes that the population will continue to increase at a constant rate of 5.2% each year.

- (a) Use Lin's assumption to estimate the population of the city at the beginning of 2017
Give your answer correct to 3 significant figures.

.....
(3)

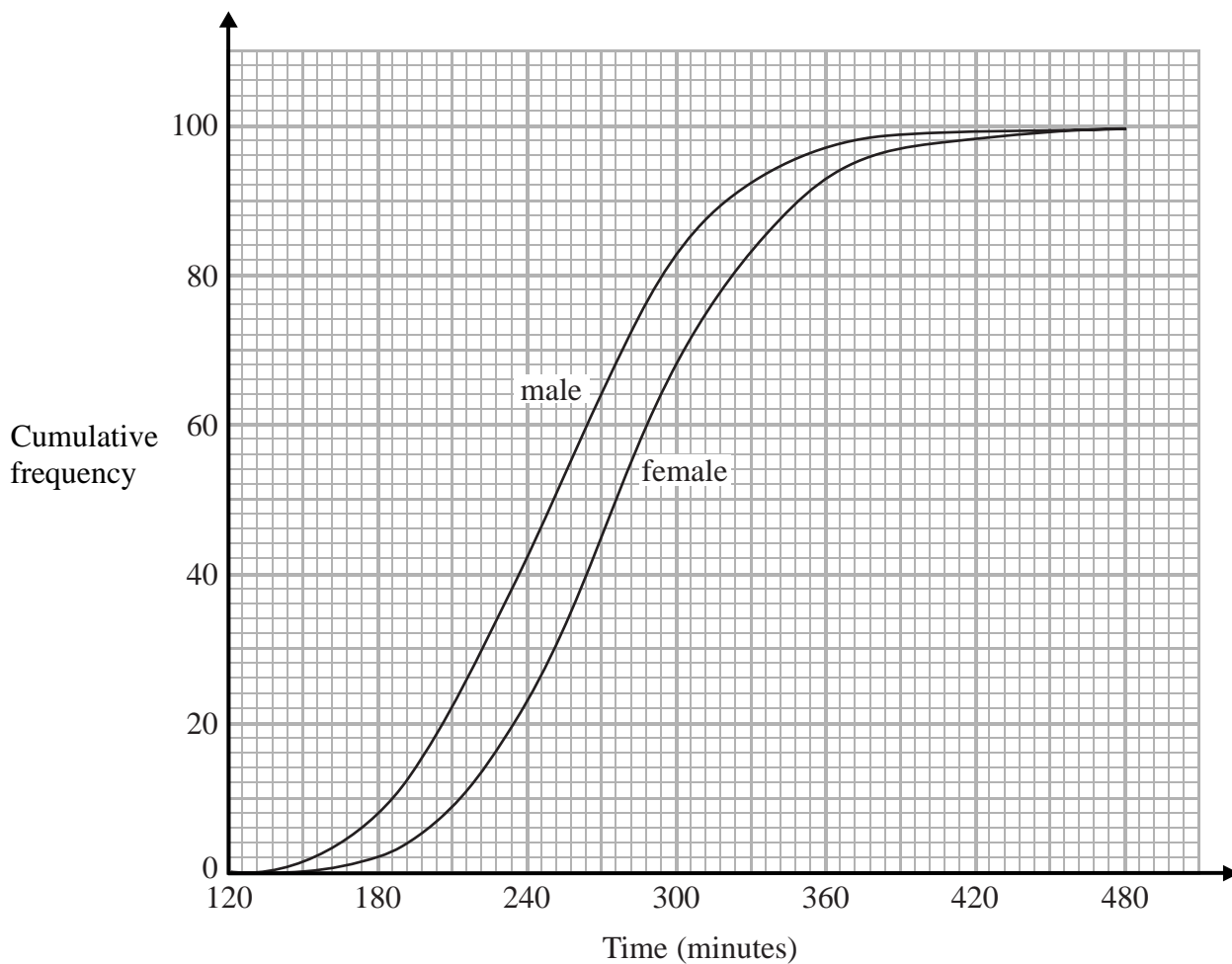
- (b) (i) Use Lin's assumption to work out the year in which the population of the city will reach 2 000 000

-
(ii) If Lin's assumption about the rate of increase of the population is too low, how might this affect your answer to (b)(i)?

.....
(3)

(Total for Question 10 is 6 marks)

- 11 The cumulative frequency graphs show information about the times taken by 100 male runners and by 100 female runners to finish the London marathon.



A male runner is chosen at random.

- (a) Find an estimate for the probability that this runner took less than 4 hours to finish the London marathon.

(2)

- (b) Use medians and interquartile ranges to compare the distribution of the times taken by the male runners with the distribution of the times taken by the female runners.

DO NOT WRITE IN THIS AREA

DO NOT WRITE IN THIS AREA

DO NOT WRITE IN THIS AREA

(4)

(Total for Question 11 is 6 marks)

12 Marie has 25 cards.

Each card has a different symbol on it.

Marie gives one card to Shelley and one card to Pauline.


(a) In how many different ways can Marie do this?

.....
(2)

There are 12 boys and 10 girls in David's class.

David is going to pick three different students from his class and write their names in a list in order.

The order will be



(b) How many different lists can David write?

.....
(3)

(Total for Question 12 is 5 marks)

DO NOT WRITE IN THIS AREA

DO NOT WRITE IN THIS AREA

DO NOT WRITE IN THIS AREA

DO NOT WRITE IN THIS AREA

DO NOT WRITE IN THIS AREA

DO NOT WRITE IN THIS AREA

13 The number of slugs in a garden t days from now is p_t where

$$p_0 = 100$$

$$p_{t+1} = 1.06p_t$$

Work out the number of slugs in the garden 3 days from now.

.....
(Total for Question 13 is 3 marks)

14 D is directly proportional to the cube of n .

Mary says that when n is doubled, the value of D is multiplied by 6

Mary is wrong.
 Explain why.

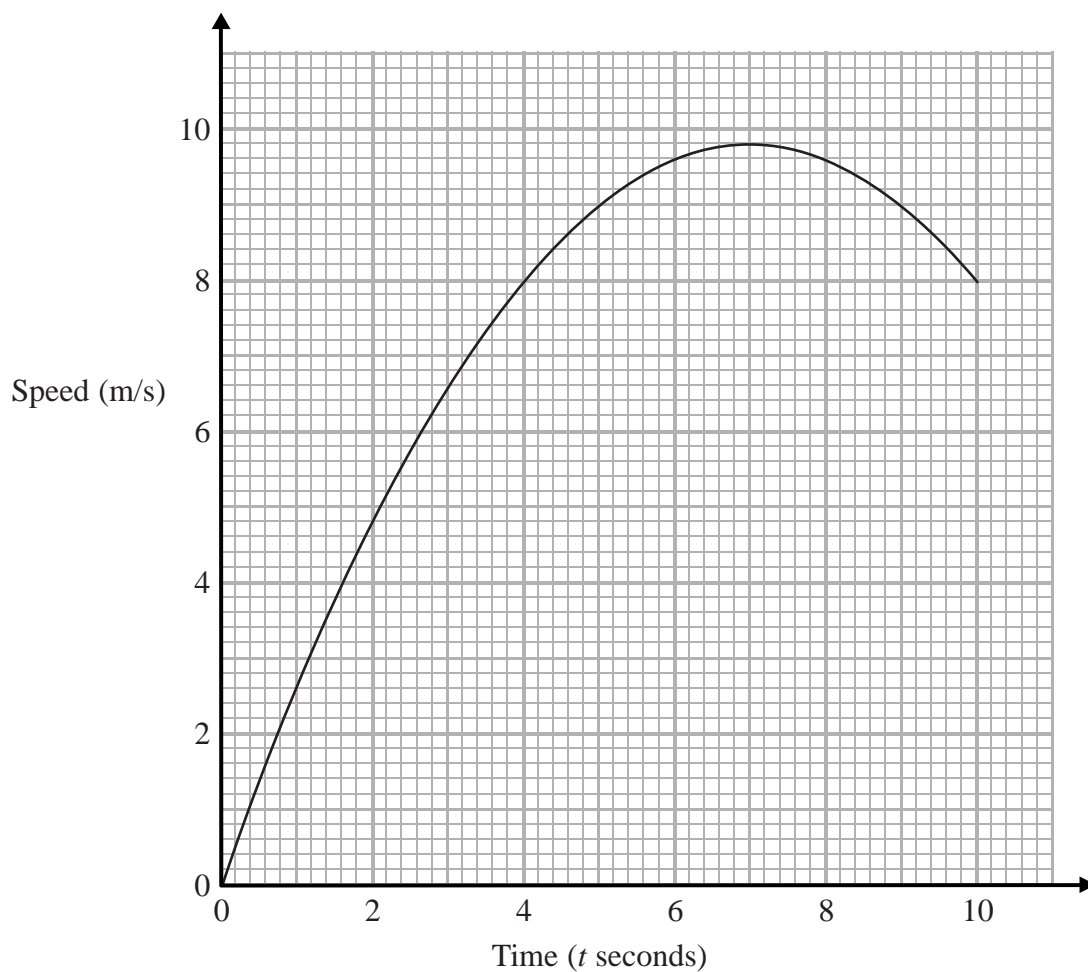
.....

(1)

(Total for Question 14 is 1 mark)

15 Karol runs in a race.

The graph shows her speed, in metres per second, t seconds after the start of the race.



- (a) Calculate an estimate for the gradient of the graph when $t = 4$
You must show how you get your answer.

.....
(3)

(b) Describe fully what your answer to part (a) represents.

.....

 (2)

(c) Explain why your answer to part (a) is only an estimate.

.....

 (1)

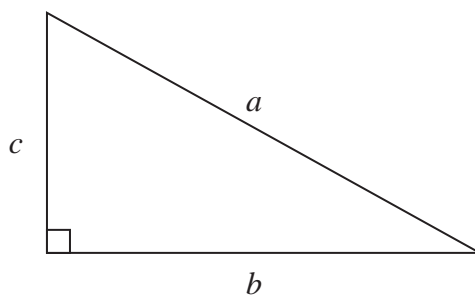
(Total for Question 15 is 6 marks)

16 (i) Find the value of $\sqrt[5]{3.2 \times 10^{11}}$

.....
 (ii) Find the value of $10^{\frac{3}{4}}$
 Give your answer correct to 1 decimal place.

.....
(Total for Question 16 is 2 marks)

17



a is 8.3 cm correct to the nearest mm
 b is 6.1 cm correct to the nearest mm

Calculate the upper bound for c .
You must show your working.

..... cm

(Total for Question 17 is 4 marks)

18 Simplify fully $(\sqrt{a} + \sqrt{4b})(\sqrt{a} - 2\sqrt{b})$

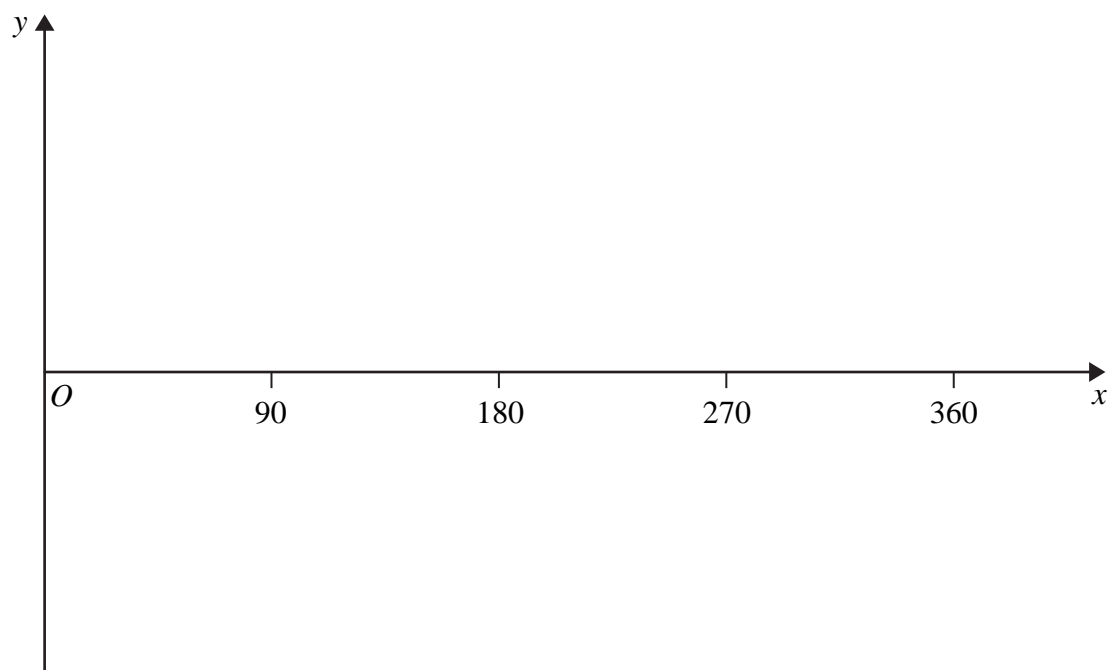
DO NOT WRITE IN THIS AREA

DO NOT WRITE IN THIS AREA

DO NOT WRITE IN THIS AREA

.....
(Total for Question 18 is 3 marks)

19 (a) Sketch the graph of $y = \cos x^\circ$ for $0 \leq x \leq 360$



(2)

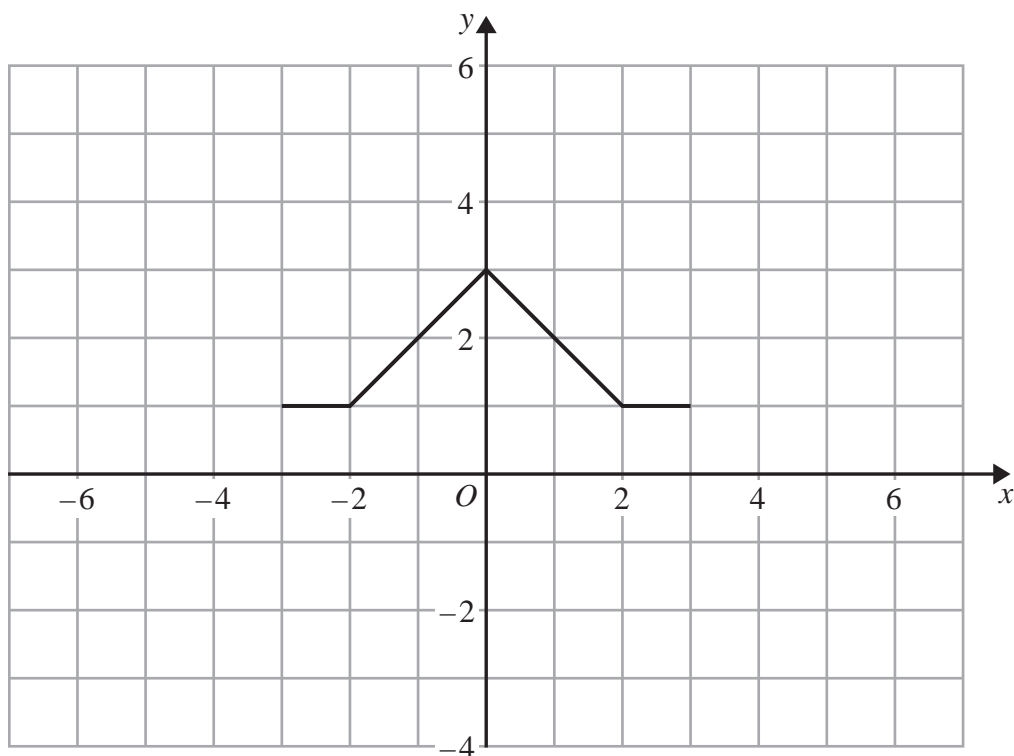
DO NOT WRITE IN THIS AREA

DO NOT WRITE IN THIS AREA

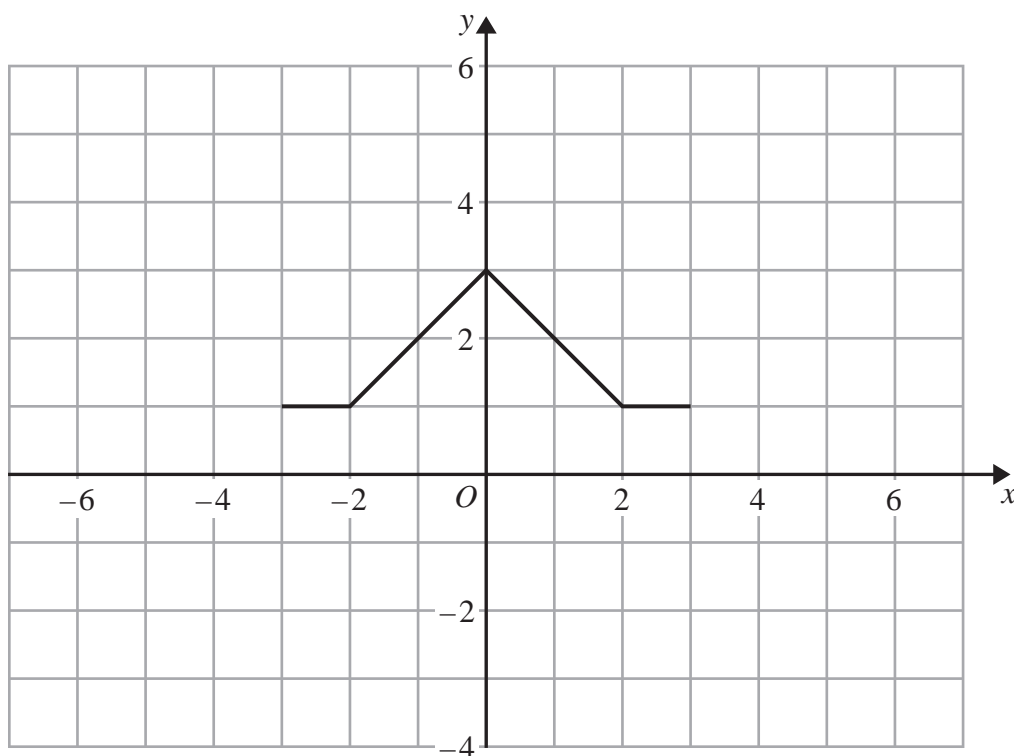
DO NOT WRITE IN THIS AREA

(b) The graph of $y = f(x)$ is shown on both grids below.

(i) On this grid, draw the graph of $y = 2f(x)$



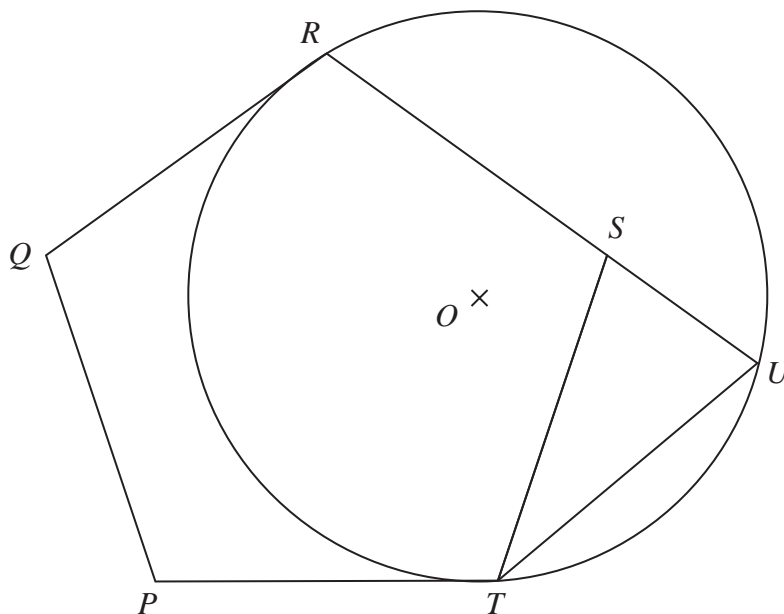
(ii) On the grid below, draw the graph of $y = f(x - 3)$



(2)

(Total for Question 19 is 4 marks)

20



$PQRST$ is a regular pentagon.

R , U and T are points on a circle, centre O .

QR and PT are tangents to the circle.

RSU is a straight line.

Prove that $ST = UT$.

(Total for Question 20 is 5 marks)

DO NOT WRITE IN THIS AREA

DO NOT WRITE IN THIS AREA

DO NOT WRITE IN THIS AREA

21 Given that

$$2x - 1 : x - 4 = 16x + 1 : 2x - 1$$

find the possible values of x .

DO NOT WRITE IN THIS AREA

DO NOT WRITE IN THIS AREA

DO NOT WRITE IN THIS AREA

.....
(Total for Question 21 is 5 marks)

TOTAL FOR PAPER IS 80 MARKS