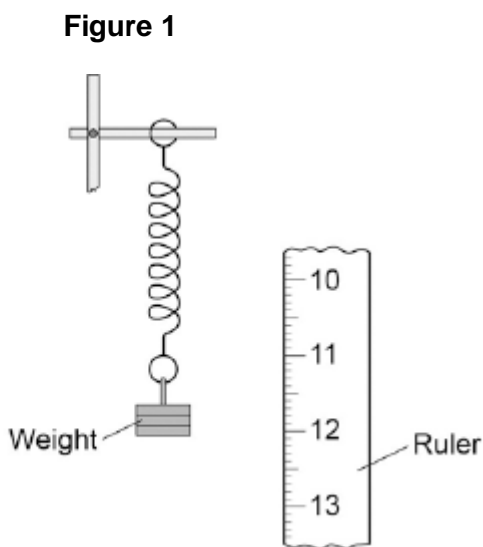


Q1. A student suspended a spring from a laboratory stand and then hung a weight from the spring.

Figure 1 shows the spring before and after the weight is added.



(a) Measure the extension of the spring shown in **Figure 1**.

Extension = mm

(1)

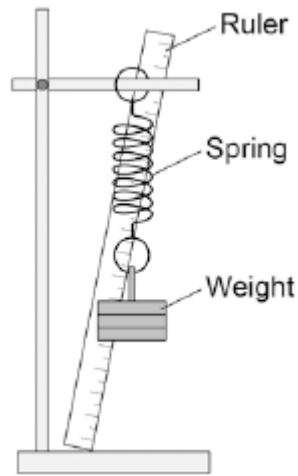
(b) The student used the spring, a set of weights and a ruler to investigate how the extension of the spring depended on the weight hanging from the spring.

Before starting the investigation the student wrote the following prediction:

The extension of the spring will be directly proportional to the weight hanging from the spring.

Figure 2 shows how the student arranged the apparatus.

Figure 2



Before taking any measurements, the student adjusted the ruler to make it vertical. Explain why adjusting the ruler was important.

.....

.....

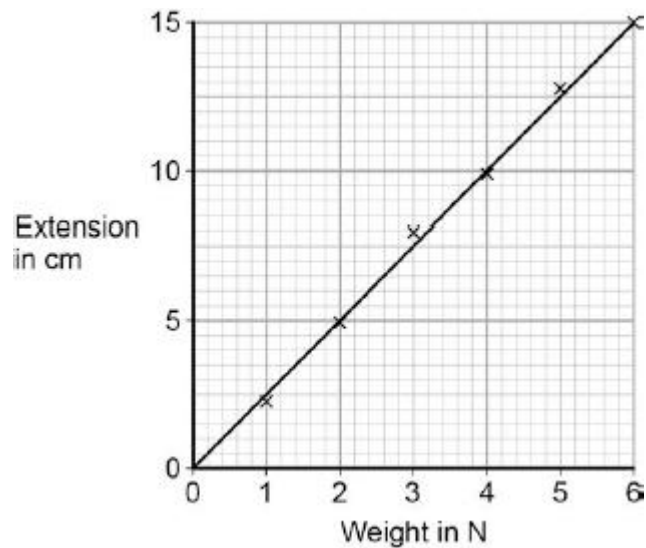
.....

.....

(2)

- (c) The student measured the extension of the spring using a range of weights. The student's data is shown plotted as a graph in **Figure 3**.

Figure 3



What range of weight did the student use?

.....

(1)

(d) Why does the data plotted in **Figure 3** support the student's prediction?

.....

.....

(1)

(e) Describe **one** technique that you could have used to improve the accuracy of the measurements taken by the student.

.....

.....

.....

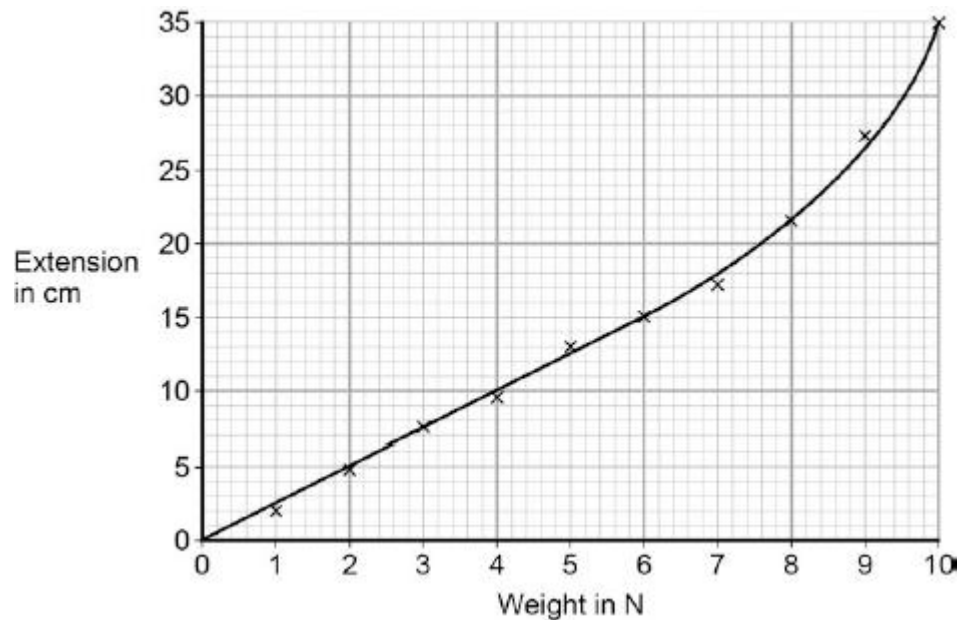
.....

(2)

(f) The student continued the investigation by increasing the range of weights added to the spring.

All of the data is shown plotted as a graph in **Figure 4**.

Figure 4



At the end of the investigation, all of the weights were removed from the spring.

What can you conclude from **Figure 4** about the deformation of the spring?

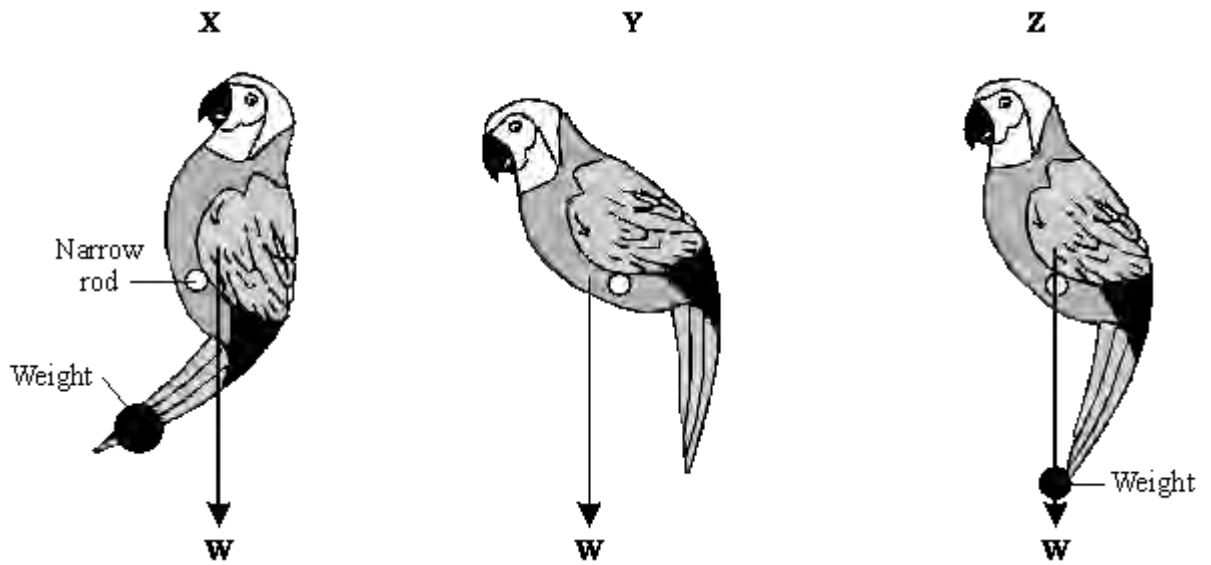
.....
.....

Give the reason for your conclusion.

.....
.....

(2)
(Total 9 marks)

- Q2.** (a) The diagram shows three similar toys. Each toy should be able to balance on a narrow rod. The arrows show the direction in which the weight of the toy acts.



Only one of the toys balances on the rod, the other two fall over. Which **one** of the toys is balanced? Explain the reason for your choice.

.....

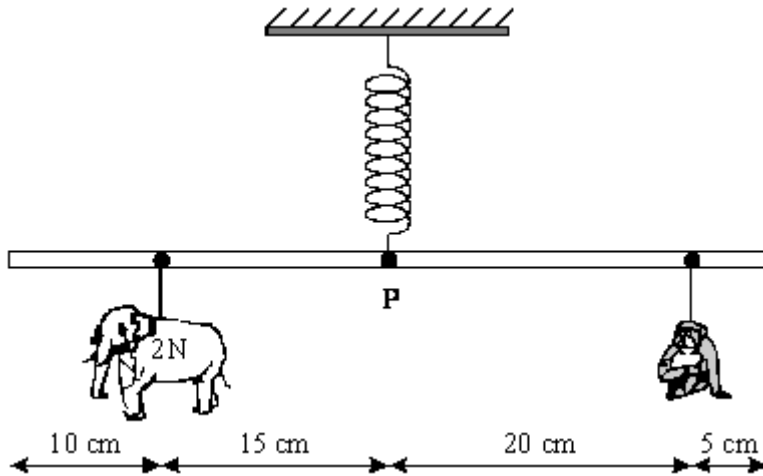
.....

.....

.....

(3)

- (b) The diagram shows a simple toy. Different animal shapes can be positioned so that the 50 cm rod balances horizontally.



- (i) Calculate the moment exerted by the elephant shape of weight 2N about the pivot **P**. Show clearly how you work out your answer and give the unit.

.....

Moment =

(3)

- (ii) Use the following relationship to calculate the weight of the monkey shape.

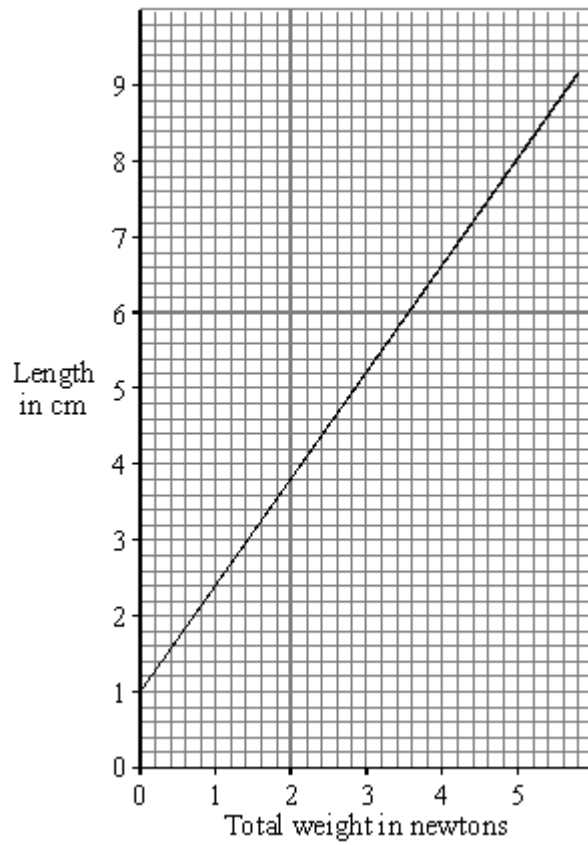
total clockwise moment = total anticlockwise moment

.....

Weight = N

(2)

- (c) The graph shows how the length of the spring changes as the total weight of the different animal shapes change.



Use the graph to find how much the spring extends when the elephant shape and the monkey shape are hung from the rod. Show how you get your answer.

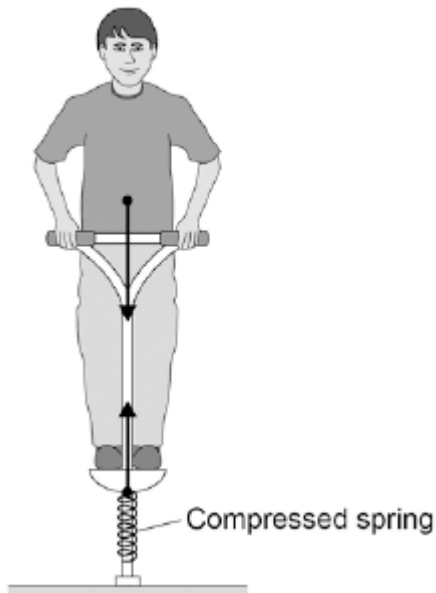
.....

Extension of spring = cm

(2)
 (Total 10 marks)

Q3. The figure below shows the forces acting on a child who is balancing on a pogo stick.

The child and pogo stick are not moving.



- (a) The downward force of the child on the spring is equal to the upward force of the spring on the child.

This is an example of which one of Newton's Laws of motion?

Tick **one** box.

First Law

Second Law

Third Law

(1)

- (b) Complete the sentence.

Use an answer from the box.

| | |
|------------------------------------|------------------------------|
| elastic potential potential | gravitational kinetic |
|------------------------------------|------------------------------|

The compressed spring stores energy.

(1)

(c) The child has a weight of 343 N.

Gravitational field strength = 9.8 N / kg

Write down the equation which links gravitational field strength, mass and weight.

.....

(1)

(d) Calculate the mass of the child.

.....
.....
.....

Mass = kg

(3)

(e) The weight of the child causes the spring to compress elastically from a length of 30cm to a new length of 23cm.

Write down the equation which links compression, force and spring constant.

.....

(1)

(f) Calculate the spring constant of the spring.

Give your answer in newtons per metre.

.....
.....
.....

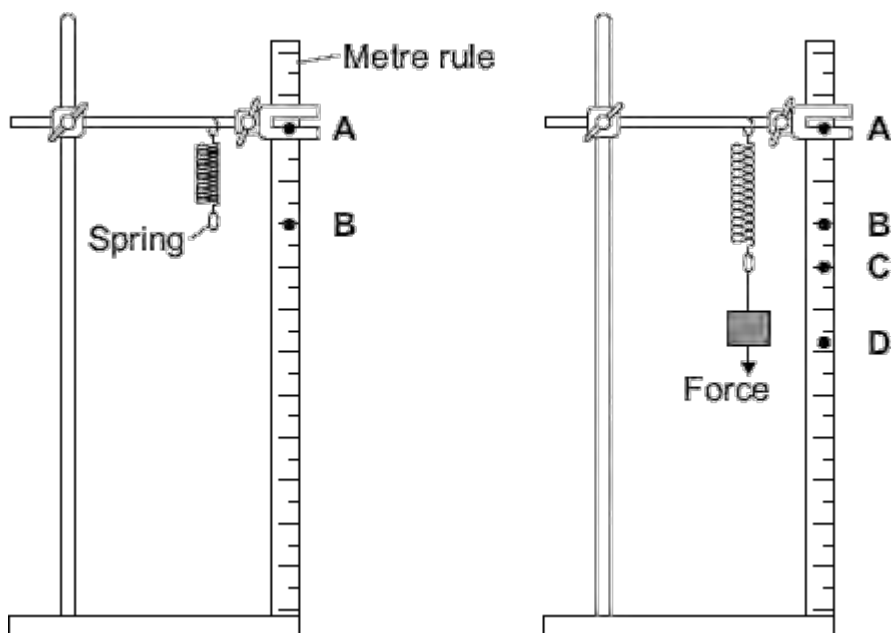
Spring constant = N / m

(4)

(Total 11 marks)

Q4. A student investigated how the extension of a spring depends on the force applied to the spring.

The diagram shows the spring before and after a force had been applied.



(a) (i) Complete the following sentence using letters, **A**, **B**, **C** or **D**, from the diagram.

The extension of the spring is the distance between the positions labelledand on the metre rule.

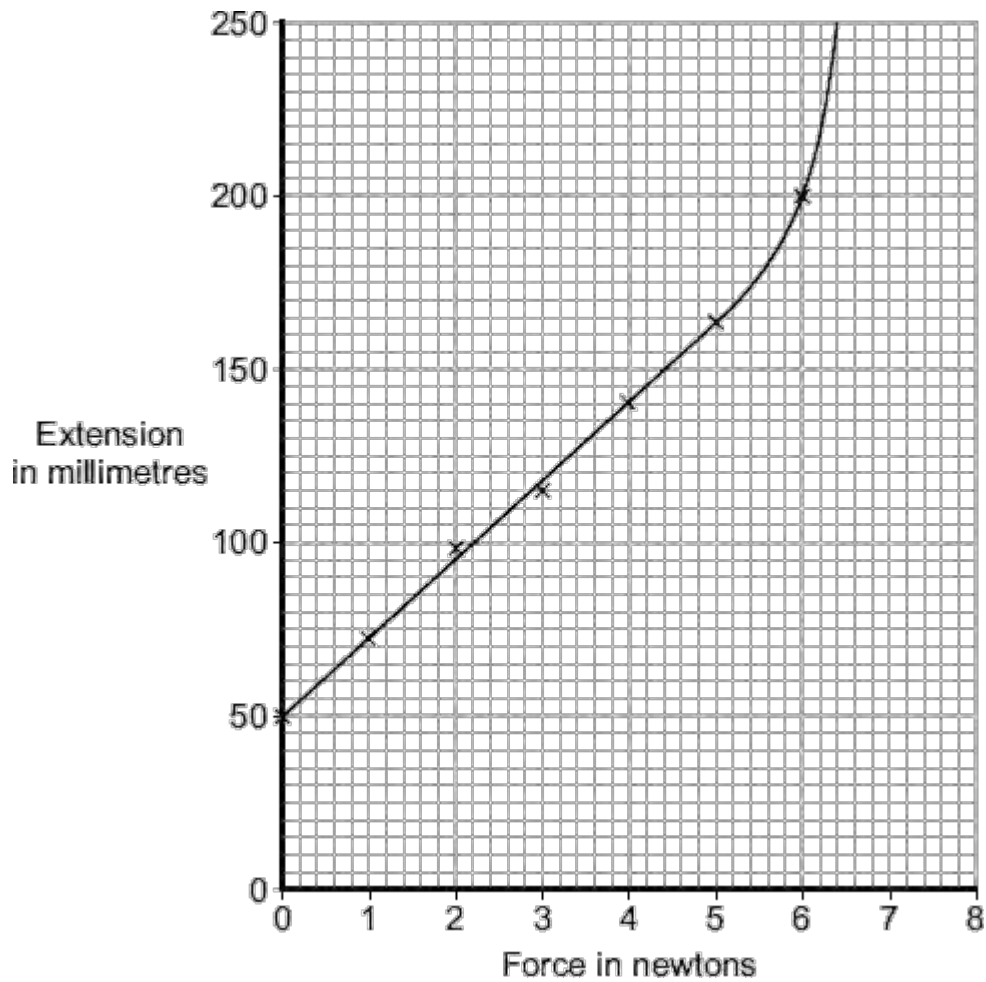
(1)

(ii) What form of energy is stored in the stretched spring?

.....

(1)

(b) The results from the investigation are plotted on the following graph.



- (i) The graph shows that the student has made an error throughout the investigation.

What error has the student made?

.....

.....

Give the reason for your answer.

.....

.....

(2)

- (ii) The student has loaded the spring beyond its *limit of proportionality*.

Mark on the graph line the *limit of proportionality* of the spring. Label the point **P**.

Give the reason for choosing your point **P**.

.....
.....
.....

(2)

- (c) The student uses a different spring as a spring balance. When the student hangs a stone from this spring, its extension is 72 mm.

The spring does not go past the limit of proportionality.

Calculate the force exerted by the stone on the spring.

| |
|--------------------------|
| spring constant = 25 N/m |
|--------------------------|

Show clearly how you work out your answer.

.....
.....

Force = N

(2)
(Total 8 marks)

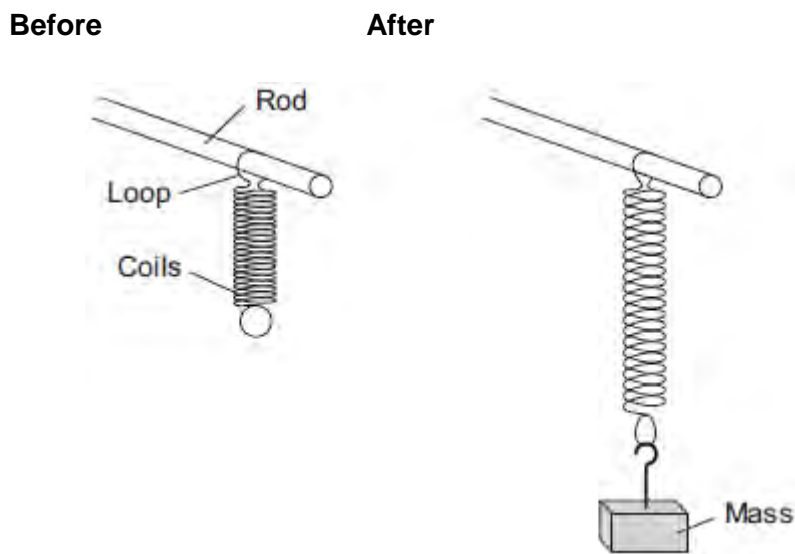
Q5.A student investigated the behaviour of springs. She had a box of identical springs.

- (a) When a force acts on a spring, the shape of the spring changes.

The student suspended a spring from a rod by one of its loops. A force was applied to the spring by suspending a mass from it.

Figure 1 shows a spring before and after a mass had been suspended from it.

Figure 1



- (i) State **two** ways in which the shape of the spring has changed.

1

2

(2)

- (ii) No other masses were provided.

Explain how the student could test if the spring was behaving elastically.

.....

(2)

- (b) In a second investigation, a student took a set of measurements of force and

extension.

Her results are shown in **Table 1** .

Table 1

| | | | | | | | |
|-------------------------|-----|-----|-----|------|------|------|------|
| Force in newtons | 0.0 | 1.0 | 2.0 | 3.0 | 4.0 | 5.0 | 6.0 |
| Extension in cm | 0.0 | 4.0 | | 12.0 | 16.0 | 22.0 | 31.0 |

(i) Add the missing value to **Table 1**.

Explain why you chose this value.

.....
.....
.....
.....

(3)

(ii) During this investigation the spring exceeded its limit of proportionality.

Suggest a value of force at which this happened.

Give a reason for your answer.

Force = N

Reason
.....
.....

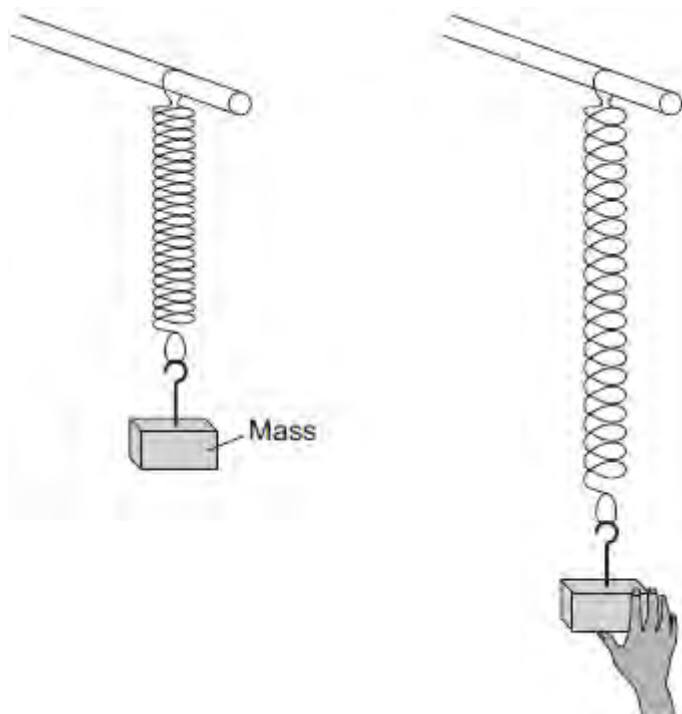
(2)

(c) In a third investigation the student:

- suspended a 100 g mass from a spring
- pulled the mass down as shown in **Figure 2**
- released the mass so that it oscillated up and down
- measured the time for 10 complete oscillations of the mass

- repeated for masses of 200 g, 300 g and 400 g.

Figure 2



Her results are shown in **Table 2**.

Table 2

| Time for 10 complete oscillations in seconds | | | | |
|--|--------|--------|--------|------|
| Mass in g | Test 1 | Test 2 | Test 3 | Mean |
| 100 | 4.34 | 5.20 | 4.32 | 4.6 |
| 200 | 5.93 | 5.99 | 5.86 | 5.9 |
| 300 | 7.01 | 7.12 | 7.08 | 7.1 |
| 400 | 8.23 | 8.22 | 8.25 | 8.2 |

- (i) Before the mass is released, the spring stores energy.

What type of energy does the spring store?

Tick (✓) **one** box.

| | Tick (✓) |
|--------------------------------|----------|
| Elastic potential energy | |
| Gravitational potential energy | |
| Kinetic energy | |

(1)

- (ii) The value of time for the 100 g mass in **Test 2** is anomalous.
Suggest **two** likely causes of this anomalous result.

Tick (✓) **two** boxes.

| | Tick (✓) |
|--|----------|
| Misread stopwatch | |
| Pulled the mass down too far | |
| Timed half oscillations, not complete oscillations | |
| Timed too few complete oscillations | |
| Timed too many complete oscillations | |

(2)

- (iii) Calculate the correct mean value of time for the 100 g mass in **Table 2**.

.....
.....

Mean value = s

(1)

- (iv) Although the raw data in **Table 2** is given to 3 significant figures, the mean values are correctly given to 2 significant figures.

Suggest why.

.....
.....
.....
.....

(2)

- (v) The student wanted to plot her results on a graph. She thought that four sets of results were not enough.

What extra equipment would she need to get more results?

.....
.....
.....
.....

(2)

(Total 17 marks)